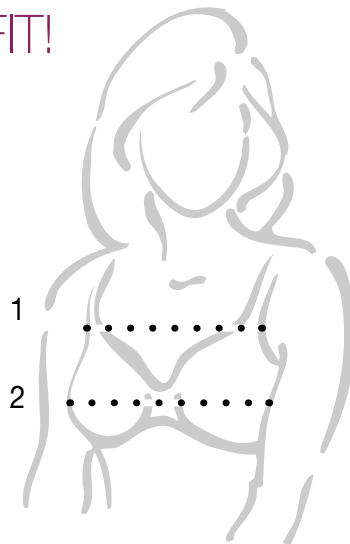


MEASURING

COMFORT AND STYLE BEGIN WITH THE RIGHT FIT!

1. To ensure accuracy, we recommend that someone else take your measurements. Hold the tape straight and snug, but never tight. Measure over undergarments or other clothing that will be worn beneath the new clothing.
2. If you fall between sizes, order the next larger size offered in the clothing item.
3. It's a good idea to measure each time you order. After all, people change. And everyone knows how quickly children can grow. That's why it's important to measure often.
4. If you're placing the order for someone else, please be sure you know the proper size of the person who will be wearing the new clothing.



For a perfect-fitting bra:

Measure over a bra that fits you well. Keep the tape snug, but not tight, and try to make sure it runs straight across your back.

MEASUREMENT 1: Measure around the chest, just under the arms, but above the bust. This measurement is your bra size. (If it is an odd number, add one inch.)

MEASUREMENT 2: Measure around the fullest part of the bust. The difference between MEASUREMENT 1 and MEASUREMENT 2 determines cup size (Please refer to the bra chart below.)

If the difference is	0"	1"	2"	3"	4"	5"	6"
Your cup size is	AA	A	B	C	D	DD	DDD

Silken Sheer® Hosiery, p. 39
and Value Hosiery, p. 40
Fishnet hosiery, p. 53, is available in sizes PM and MT only as shown in the chart below.

WEIGHT	HEIGHT																
	4'10"	4'11"	5'0"	5'1"	5'2"	5'3"	5'4"	5'5"	5'6"	5'7"	5'8"	5'9"	5'10"	5'11"	6'0"	6'1"	
90																	
95																	
100																	
105																	
110																	
115																	
120																	
125																	
130																	
135																	
140																	
145																	
150																	
155																	
160																	
165																	
170																	
175																	
180																	
185																	
190																	
195																	
200																	
205																	
210																	
215																	
220																	
225																	
230																	
235																	
240																	
245																	
250																	
255																	

A FLATTERING LOOK STARTS WITH GREAT-FITTING HOSEIERY

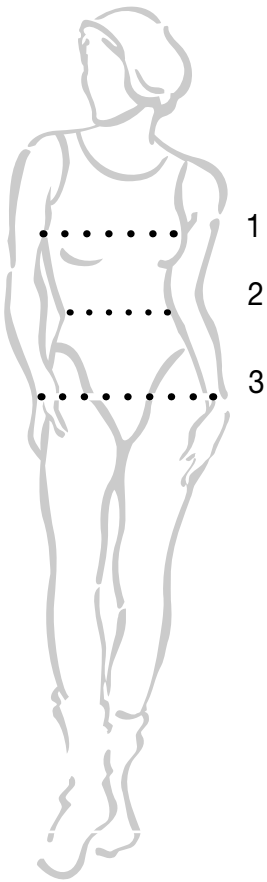
Hanes® Silk Reflections® Hosiery and Hanes Body Enhancers®, p. 38

HEIGHT IN FEET	WEIGHT IN POUNDS																			
	95	100	105	110	115	120	125	130	135	140	145	150	155	160	165	170	175	180	185	190
4'10"																				
4'11"																				
5'0"																				
5'1"																				
5'2"																				
5'3"																				
5'4"																				
5'5"																				
5'6"																				
5'7"																				
5'8"																				
5'9"																				
5'10"																				
5'11"																				
6'0"																				

Hanes Alive® Hosiery, p. 38

HEIGHT IN FEET	WEIGHT IN POUNDS																			
	95	100	105	110	115	120	125	130	135	140	145	150	155	160	165	170	175	180	185	190
4'10"																				
4'11"																				
5'0"																				
5'1"																				
5'2"																				
5'3"																				
5'4"																				
5'5"																				
5'6"																				
5'7"																				
5'8"																				
5'9"																				
5'10"																				
5'11"																				
6'0"																				

WOMEN'S CLOTHING



- 1. BUST.** Measure over the fullest part of the bust.
- 2. WAIST.** Measure around your natural waistline.
- 3. HIPS.** Measure around the fullest part of the hips.

MISSES' AND WOMEN'S SIZES.

Designed for women who are 5'4" to 5'7" tall.

PETITE SIZES. Ideal for women who are 4'11" to 5'3" tall.

TALL SIZES. Styled for women who are over 5'7" tall.

MISSES' & PETITES' SIZE CHART

	S	M	L	XL				
SIZE (in.)	4	6	8	10	12	14	16	18
BUST	33	34	35	36	37½	39	40½	42½
WAIST	25	26	27	28	29½	30½	32½	34½
HIPS	35½	36½	37½	38½	40	41½	43	45

JUNIORS' SIZE CHART

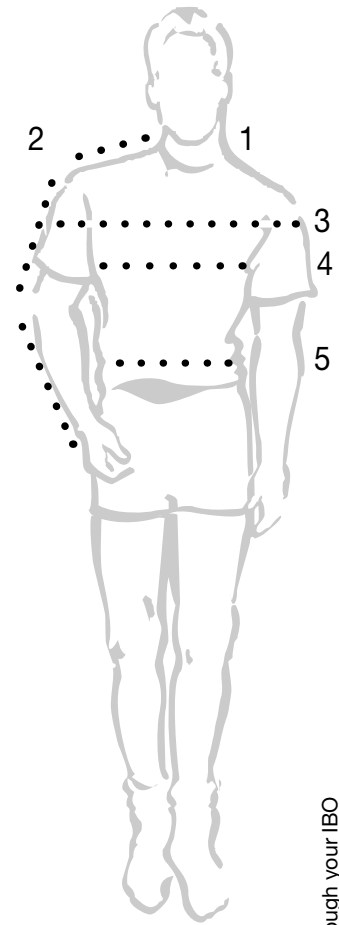
	XS	S	M	L	XL			
SIZE (in.)	1	3	5	7	9	11	13	15
BUST	32	33	33½	34	35½	36	38½	39½
WAIST	23½	24½	25½	26½	27½	29	30½	32
HIPS	33½	34½	35½	36½	37½	39	40½	42

Dress and skirt lengths refer to the measurement from the waistline to the hem of the garment. Inseam lengths refer to the measurement of the inside pant seam from the crotch to the bottom of the hem.

Athletic Shoes

For men's and women's athletic shoes: We recommend ordering a half size larger than your street shoe size.

MEN'S AND YOUNG MEN'S CLOTHING



- 1. NECK.** Lay the collar flat on a shirt that fits well. Measure the collar from the center of the collar button to the far end of the collar buttonhole. The number of inches is your neck size.
- 2. SLEEVE LENGTH.** Bend your elbow. Measure from the center back of the neck (over the shoulder) to the elbow and down to the wrist. The number of inches is your sleeve length.
- 3. OVERARM.** (For sportcoats and suitcoats.) Measure across the fullest part of the chest, but extend the tape over (rather than under) the arms. Subtract your chest measurement from your overarm measurement. If the difference is more than 7 in., order the next larger size.
- 4. CHEST.** Measure around the fullest part of the chest, keeping the tape under the arms and around shoulder blades. The number of inches is your chest size.
- 5. WAIST.** Measure around the narrowest part of your natural waistline.

INSEAM. Lay a pair of great-fitting slacks (or jeans) on a flat surface. Measure the inside seam from the crotch to the bottom of hem. The number of inches is your inseam.


BELTS. To ensure a proper fit, we recommend purchasing the next size up from your normal waist size. Example: If your normal waist size is 34 in., then order a size 36-in. belt.

MEN'S DRESSWEAR SIZING. A gentleman who is 5'7" to 5'11" tall should order a REGULAR-size suit or sportcoat. A gentleman who is 5'11" to 6'3" should order a LONG-size suit or sportcoat. A gentleman who is 5'3" to 5'7" should order a SHORT-size suit or sportcoat.

Men's Suits (not separates) come with slacks that have a waist size that's 4 in. to 6 in. smaller than the suitcoat's chest size. Example: If you order a size 42 suit, the slacks' waist size will most likely be 36 in. The technical term for this 4-in. to 6-in. difference is called the "drop." The "drop" (in inches) is listed for each suit in its catalog description.

MEN'S & YOUNG MEN'S SIZE CHART

	S	M	L	XL	XXL
SIZE (in.)					
NECK	14-14½	15-15½	16-16½	17-17½	18-18½
CHEST	34-36	38-40	42-44	46-48	50-52
WAIST	28-30	32-34	36-38	40-42	44-46



PERFECT FIT

Measuring For Children's Shoes

It's easy! Your child should wear socks and stand with his or her right heel placed against the bottom line of this chart.

Place a ruler against the back of the child's right heel. Align the inside of the foot along the left vertical line of this chart.

Have the child press down lightly on his or her toes. Notice the number at the edge of the longest toe. That's your child's shoe size.

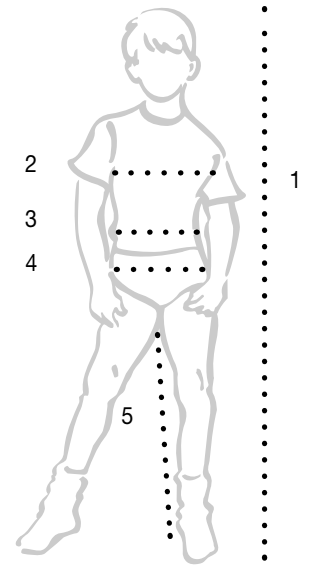
When ordering children's athletic shoes, it's a good idea to order shoes a 1/2 size larger than the size you measured here.

Right Heel
Place Ruler Here



Children's Sizing

- HEIGHT.** Have the child stand in stocking feet against a wall. Hold a piece of cardboard or stiff paper across the top of the child's head. Make a pencil mark at the point where the cardboard or paper touches the wall. Measure from that mark to the floor. That's the child's height.
- CHEST.** Measure around the fullest part of the chest.
- WAIST.** Measure around the smallest part of the waist. Hold a finger between the child's body and the tape to prevent the tape from being too tight.
- HIPS/SEAT.** Measure around the fullest part of the hips or seat.
- INSEAM.** Measure from the crotch, along the leg and down to the floor. Subtract 1 1/2 in. for garment inseam.



Children's Size Charts*

INFANTS AND TODDLERS

Newborn-24 months / Toddlers 2T-4T								
SIZE (in.)	Newborn	0-3 mo.	6-9 mo.	12 mo.	18 mo.	24 mo./2T	3T	4T
HEIGHT	20 1/2-22	22 1/2-24	24 1/2-28 1/2	29-30 1/4	30 3/4-32	32 1/2-35 1/2	36-38 1/2	39-41
WEIGHT (lbs.)	5 1/2-8 1/2	9-12	12 1/2-19	19 1/2-21 1/2	22-24	24 1/2-28	28 1/2-32	32 1/2-36
CHEST	16-16 1/2	16 1/2-17	17 1/2-18	18 1/2-19	19 1/2-20	20 1/2-21	21 1/2-22	22 1/2-23
WAIST	17-17 1/2	17 1/2-18	18 1/2-19	19-19 1/2	19 1/2-20	20-20 1/2	20 1/2-21	21-21 1/2
SEAT	16 1/2-17	17-17 1/2	18-18 1/2	18 1/2-19	19 1/2-20	20 1/2-21	21 1/2-22	22 1/2-23

PRESCHOOL BOYS 4-7X AND GIRLS 4-6X REGULAR (Average frame and proportions)

SIZE (in.)	4	5	6	6X or 7	7X
HEIGHT	39-41 1/2	42-44 1/2	45-46 1/2	47-48 1/2	49-49 1/2
WEIGHT (lbs.)	32 1/2-37	37 1/2-42	42 1/2-47	47 1/2-54	54 1/2-56
CHEST	22 1/2-23	23 1/2-24	24 1/2-25	25 1/2-26	26 1/2
WAIST	21-21 1/2	21 1/2-22	22-22 1/2	22 1/2-23	23 1/2
SEAT	22 1/2-23	23 1/2-24	24 1/2-25	25 1/2-26	26 1/2

GIRLS 7-20 REGULAR (Average frame and proportions)

	S		M		L		XL	
SIZE (in.)	7	8	10	12	14	16	18	20
HEIGHT	50-51 1/2	52-53 1/2	54-55 1/2	56-58	58 1/2-60 1/2	61-63	63 1/2-65 1/2	66-68
BUST	25 1/2-26 1/2	26 1/2-27 1/2	28-29	29 1/2-30 1/2	31-32	32 1/2-33 1/2	34-35	35 1/2-36 1/2
WAIST	22 1/2-23	23-23 1/2	24-24 1/2	25-25 1/2	26-26 1/2	27-27 1/2	28-28 1/2	29-29 1/2
HIPS	27 1/2-28	28-29	29 1/2-30 1/2	31-32 1/2	33-34 1/2	35-36 1/2	37-38 1/2	39-40 1/2

BOYS 8-20 REGULAR (Average frame and proportions)

	S		M		L		XL
SIZE (in.)	8	10	12	14	16	18	20
HEIGHT	47-50 1/2	51-54 1/2	55-58 1/2	59-61 1/2	62-64 1/2	65-66 1/2	67-68 1/2
CHEST	26-27	27 1/2-28 1/2	29-30	30 1/2-32	32 1/2-33 1/2	34-35	35 1/2-36 1/2
WAIST	23-24	24 1/2-25	25 1/2-26	26 1/2-27	27 1/2-28	28 1/2-29	29 1/2-30
SEAT	25 1/2-27	27 1/2-28 1/2	29-30	30 1/2-32	32 1/2-34	34 1/2-35 1/2	36-37
INSEAM	21	23 1/2	26	27 1/2	29	29 3/4	30 1/2

*Manufacturers' sizes may vary.